

2022 U.S. OSW UPDATE



UNDER CONTRACT

17.6 GW

STATE DEMAND ON
EAST COAST

40 GW

TOTAL INVESTMENTS IN THE U.S. MARKET

\$12.7B

\$5.3B

LEASING REVENUE

\$2.2B

SUPPLY CHAIN INVESTMENTS

\$1.9B

LEASE RESALES

\$1.9B

PORT UPGRADES

\$1B

VESSELS

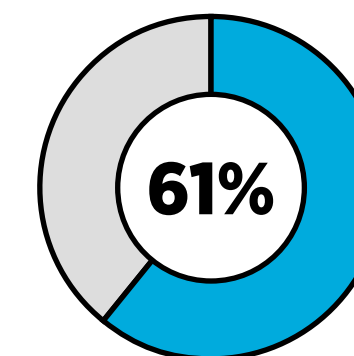
\$127M

WORKFORCE DEVELOPMENT

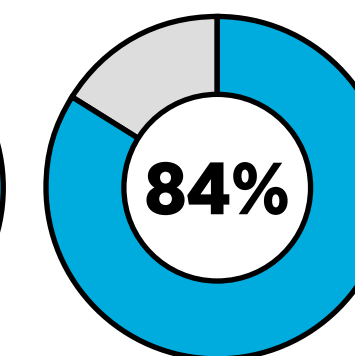
\$2.2B OF INVESTMENTS MADE IN 2021

CONTRACTS

1,095 CONTRACTS { **165% GROWTH**
FROM JAN. '21



U.S.
COMPANIES

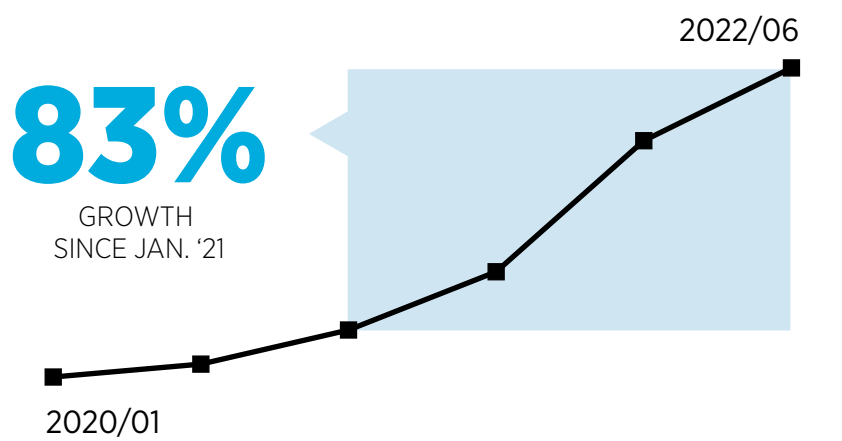


U.S.
FOOTPRINT

SUPPLY CHAIN CONNECT

83%


GROWTH
SINCE JAN. '21



2,805
COMPANIES
FROM
46 STATES

DATE	TOTAL
01/20/20	1,319
06/16/20	1,381
01/15/21	1,545
06/16/21	1,825
01/15/22	2,455
06/16/22	2,805

VESSELS



23 VESSELS
ANNOUNCED, UNDER
CONSTRUCTION, OR RETROFIT

2 SOVS, 1 WTIV, 1 FALLPIPE / LOCAL EAST COAST SHIPYARDS BUILDING
>12 CTVs; SOV SUPPLY CHAIN REACHING 12 MIDWEST & SOUTHERN STATES

OFFSHORE WIND COMPONENT MANUFACTURING EAST COAST

